




How to support your child at home



Year 1 and 2
September 2025





Aims of this session

- To give you some ideas of ways to support and develop further learning at home.
- To emphasise the importance of working as a team (child, parent/carer and teacher)



Year 1 and 2 Staff

Year 1 - Mrs Prichard (1A), Miss Wood (1B), Mrs Garrett, Mrs Rowe, Miss Gorman and Miss Hyder

Year 2 – Mrs Kok (Phase Leader, 2A), Miss Chennell-Clarke and Mrs Davies (2B), Miss Ray, Miss Leahy and Mrs Hudson



Reading



Reading is the most important skill we teach and is life changing!

Reading skills are taught during guided reading sessions and pupils frequently practise their reading skills in all subjects across the curriculum.

Homework - Reading at home 4 times a week



Phonics in Year 1

At Wavendon Gate School we teach phonics using the Read Write Inc. scheme. This is a daily 45 minute session and is split into three parts. Part 1 introduces new sounds and practises blending and segmenting words out loud and in our heads, it promotes familiarity and fluency.

Part 2 applies the children's knowledge of sounds into spelling words phonetically. It also introduces those words that cannot be spelt out phonetically. We call those 'red words'.

Part 3 builds up reading fluency using a class book, expression and understanding. The children expand their vocabulary, refer to parts of text for information and gain inference from the text. We want the children to relate what they are reading to real life and above all enjoy reading.

The reading book your child brings home will be linked to the class book they will have been learning at school. The phonic patterns and words will match. Therefore the book they bring home should not be challenging. Please read with your child **at least** four times a week.

Book Bands



Phonics colour band	Sound order	School colour band	Year	Big Cat colour band
	Picture books		Reception	
Lilac	Read Write Inc set 1 sounds		Reception	
Red				
Green				
Purple				
Pink				
Orange	ay, ee, igh, ow, oo, oa			
Yellow	oo, on, air, ic, ou, oy			
Blue	a-e, ea, i-e, o-e, u-e, oi			
Grey	ai, oo, an, ur, er, ior, ear, u, de, en, ad, es, ow	Orange	Year 1-2	Orange
		Turquoise	Year 2	Turquoise
		Purple	Year 2	Purple
		Gold	Year 2	Gold
		White	Year 2	White
		Lime	Year 2 - 3	Lime
		Brown	Year 3	Copper
		Grey	Year 3 - 4	Topaz
		Navy	Year 4	Ruby
		Black	Year 4	Emerald
		Neon	GD Year 3/4	N/A
		Maroon	Year 5	Sapphire
		Beige	Year 6	Diamond
		Pink	Year 6-7	Pearl





Tips for hearing your child read

Find time to enjoy reading together

It's really important for children to frequently practise reading aloud and enjoy stories. If they are tired, consider reading to your child instead.

Read aloud to others

Encourage your child to read aloud to others on a regular basis, either to brothers and sisters, grandparents and other relations and friends. This improves their confidence and they begin to recognise and “tune in” to their own reading aloud voice. This is proven **to improve confidence** in reading.

Find emotion within the book

Find emotion within the book, if the characters within the story are happy, sad or angry for instance, **talk about the emotions portrayed** and find out the reader's personal point of view. **Look at the language used** to portray these emotions.


Ask questions

The magic words **HOW, WHAT, WHERE, WHEN AND WHY** when applied to different questions about the child's reading material help the child to develop comprehension of the text, whether it be fiction or non-fiction.

Stop and review words

Stop and review or **explain words** within the text. Try to explain their meaning within the context of the story.

If your child is a reluctant reader, try not to ask them questions about the book they are reading and just enjoy listening to them read or consider reading to them to mix things up a bit and keep reading an enjoyable experience!





Reading at home ...

- Reading record and reading book
- A colour band is stuck on the spine which indicates your child's current reading level. The children are assessed using an on-line tool measuring accuracy, fluency and comprehension. This is in addition to reading tests and teacher judgements.
- Children are expected to read a range of fiction, non fiction and poetry books before moving onto another book band.
- School expectations are that pupils read at home **at least 4 times a week** to support their reading lessons in school. This should be for at least 10 minutes during these independent reads.



Spellings in Year 2



Spellings are set weekly.

Spelling Shed is our online spelling curriculum.

Logins for Spelling Shed have been put in the back of reading records.

Pupils are tested weekly on a random selection of the words learnt during the week.



Year 2 spelling at home ...

Encourage your child to use the spellings in a sentence.

See if they can write the word correctly at other times, in different contexts.

Helping them to learn and test spellings throughout the week.

Helping to spot patterns. If they know how to spell **light** then they can spell **br**igh**t**, **s**igh**t**, **m**igh**t**...

Discussing words and patterns when they come up in 'life' experiences



Grammar and punctuation in Year 1



Grammar is taught in English lessons but referred to in all subjects.

- joining sentences using 'and'
- Separating words with spaces
- Using capital letters for the beginnings of sentences and the personal pronoun I
- Using question marks and exclamation marks
- Identifying singular and plural words



Grammar in Year 2



Grammar is taught in English lessons but referred to in all subjects.

- Tenses
- Word classes
- Simple and compound sentences
- Sentences have a purpose, they can command, make statements and ask questions.
- They can learn that a phrase and a clause are not the same as a sentence, but are part of one
- Using conjunctions to extend sentences

As you can see, there are lots of rules regarding the use of grammar.

The children will learn how to plan their writing to be clear, simple and concise.

They will learn to plan and start to proof read their work in order to identify mistakes.



Maths






We use a Mastery approach to teaching mathematics at Wavendon Gate School.

Remember to keep revisiting number bonds and times tables at home and quick recall arithmetic questions as this will help them to solve more complicated problems throughout the year.



- Number bonds to 10, 20 and 100
- Counting in 2s, 5s and 10s







TT Rockstars in Year 2


**TOOTS SPECTOR**
NEW ARTIST


SINGLE PLAYER**MULTIPLAYER**


**GARAGE**
Teacher Set


**STUDIO**
12 x 12


**SOUNDCHECK**
25 questions


**FESTIVAL**
12 x 12


**ARENA**
Teacher Set

**ROCKSLAM**
12 x 12

GARAGE


Tables:
Teacher Set

Play solo

10 per correct answer

YOUR TABLES:

10	2	5
3	4	9





Remote Learning

Seesaw online programme

Work set by 9am on the second day of a child's absence

English, Maths and 1 other subject

Pupils are also expected to continue their home reading, times tables and spelling work.



Behaviour – “The Wavendon Gate Way”



- The three ‘Rs’. Being...
- **Respectful** – “please and thank you”, holding doors, looking after each other and property, walking around the school in silence...
- **Responsible** – completing work on time, being organised / tidy, accepting responsibility, saying sorry...
- **Ready** (to learn) – sitting silently, listening, giving the speaker 100% attention, working hard, being in the right place at the right time...



The Wavendon Gate Way



FANTastic walking

Facing forwards

At a steady pace

Neat single file

Total silence



The Wavendon Gate Way



FANTastic listening

Facing forwards hands together

Always sit up straight

Never interrupt

Track the speaker



Parent Workshops

Parent workshops happen once every half term on a Friday. They are slightly different this year and we are so excited to share them with you.

Our first of the year is all about reading together.



Useful websites

Some other websites to explore:

Maths:

<https://trockstars.com/>

<https://www.bbc.co.uk/bitesize>

<https://www.sumdog.com/>

<https://www.topmarks.co.uk/>

<https://mathszone.co.uk/>

Humanities

<https://www.bbc.co.uk/bitesize>

<https://kids.nationalgeographic.com/>

<http://www.bbc.co.uk/history/forkids/>

Poetry and reading

<https://home.oxfordowl.co.uk/>

<https://www.booktrust.org.uk/books-and-reading/have-some-fun/storybooks-and-games/>

<https://stories.audible.com/discovery>

<https://www.poetrybyheart.org.uk/>

