

# How to support your child at home



Year 3 and 4

September 2025




# Aims of this session

- To give you some ideas of ways to support and develop further learning at home.
- To emphasise the importance of working as a team (child, parent/carer and teacher)

# Year 3 and 4 Staff

Year 3 - Miss Vogl (3A), Miss Clairmonte (3B), Mr Bailey and Mr Brown

Year 4 - Miss Miller (Phase Leader, 4B), Mrs Migliazza (4A), Mrs Parker and Mrs Hillyard



# Reading




Reading is the most important skill we teach and is life changing!

Reading skills are taught during guided reading sessions and pupils frequently practise their reading skills in all subjects across the curriculum.

Homework - Reading at home 4 times a week

# Book Bands



Phonics colour band	Sound order	School colour band	Year	Big Cat colour band
	Picture books		Reception	
Lilac	Read Write Inc set 1 sounds		Reception	
Red				
Green				
Purple				
Pink				
Orange	ay, ee, igh, ow, oo, oa			
Yellow	ac, or, air, ic, ou, oy			
Blue	a-e, ea, i-e, o-e, u-e, oi			
Grey	ai, oo, aw, ur, ec, io, ee, u, de, sw, ds, ow	Orange	Year 1-2	Orange
		Turquoise	Year 2	Turquoise
		Purple	Year 2	Purple
		Gold	Year 2	Gold
		White	Year 2	White
		Lime	Year 2 - 3	Lime
		Brown	Year 3	Copper
		Grey	Year 3 - 4	Topaz
		Navy	Year 4	Ruby
		Black	Year 4	Emerald
		Neon	GD Year 3/4	N/A
		Maroon	Year 5	Sapphire
		Beige	Year 6	Diamond
		Pink	Year 6-7	Pearl



# Tips for hearing your child read.



## Find time to enjoy reading together

It's really important for children to frequently practise reading aloud and enjoy stories. If they are tired, consider reading to your child instead.

## Find emotion within the book

Find emotion within the book, if the characters within the story are happy, sad or angry for instance, **talk about the emotions portrayed** and find out the reader's personal point of view. **Look at the language used** to portray these emotions.

## Read aloud to others

Children should read aloud to others on a regular basis, either to brothers and sisters, grandparents and other relations and friends. This improves their confidence and they begin to recognise and “tune in” to their own reading aloud voice. This is proven **to improve confidence** in reading.



## Ask questions

The magic words **HOW, WHAT, WHERE, WHEN AND WHY** when applied to different questions about the child's reading material help the child to develop comprehension of the text, whether it be fiction or non-fiction.

## Stop and review words

Stop and review or **explain words** within the text. Find the time to **look them up in dictionaries** and explain their meaning within the context of the story.

**If your child is a reluctant reader, try not to ask them questions about the book they are reading and just enjoy listening to them read or consider reading to them to mix things up a bit and keep reading an enjoyable experience!**

# Reading at home ...



- Reading record and reading book
- A colour band is stuck on the spine which indicates your child's current reading level. The children are assessed using an on-line tool measuring accuracy, fluency and comprehension. This is in addition to reading tests and teacher judgements.
- Children are expected to read a range of fiction, non fiction and poetry books before moving onto another book band.
- School expectations are that pupils read at home **at least 4 times a week** to support their reading lessons in school. This should be for at least 20 minutes during these independent reads.



# Spellings



Spellings are set weekly.

Spelling Shed is our new online spelling curriculum. The weekly spellings are set under the 'assignment' tab.

Logins for Spelling Shed can be found in your child's reading journal.

Pupils are tested weekly on the words learnt during the week in a random order.

Spelling tests are **THURSDAYS**.

# Spelling at home ...



Encourage your child to use the spellings in a sentence.

See if they can write the word correctly at other times, in different contexts.

Helping them to learn and test spellings throughout the week.

Helping to spot patterns. If they know how to spell **light** then they can spell **br****ight**, **s****ight**, **m****ight**...

Discussing words and patterns when they come up in 'life' experiences

# Grammar



**Grammar is taught in English lessons but referred to in all subjects.**

- Tenses
- Word classes
- Simple, compound and complex sentences
- Expanded noun phrases
- Fronted adverbials
- Direct and reported speech

As you can see there are lots of rules regarding the use of grammar.

The children will learn how to plan their writing to be clear, simple and concise.

They will refine their skills in planning, using paragraphs and proof reading their work in order to identify any mistakes.

# Maths





We use a Mastery approach to teaching mathematics at Wavendon Gate School.


Remember to keep revisiting times tables at home and quick recall arithmetic questions as this will help them to solve more complicated problems throughout the year.

# TT Rockstars







**PLAY**



**SHOP**

**TOOTS SPECTOR**  
NEW ARTIST


**SINGLE PLAYER**


**GARAGE**  
Teacher Set 


**STUDIO**  
12 x 12 

**SOUNDCHECK**  
25 questions 


**MULTIPLAYER**


**FESTIVAL**  
12 x 12


**ARENA**  
Teacher Set


**ROCKSLAM**  
12 x 12

**GARAGE**

Tables:  
Teacher Set


Play solo

10 per correct answer



**YOUR TABLES:**

10	2	5
3	4	8



# Remote Learning



Google Classroom online programme

Work set by 9am on the second day of a child's absence

English, Maths and 1 other subject

Pupils are also expected to continue their home reading, times tables and spelling work.

# Behaviour – “The Wavendon Gate Way”



- The three ‘Rs’. Being...
- **Respectful** – “please and thank you”, holding doors, looking after each other and property, walking around the school in silence...
- **Responsible** – completing work on time, being organised / tidy, accepting responsibility, saying sorry...
- **Ready** (to learn) – sitting silently, listening, giving the speaker 100% attention, working hard, being in the right place at the right time...



# The Wavendon Gate Way



## ***FANTastic walking***



*Facing forwards*

*At a steady pace*

*Neat single file*

*Total silence*



# The Wavendon Gate Way



## ***FANTastic listening***



*Facing forwards hands together*

*Always sit up straight*

*Never interrupt*

*Track the speaker*

# Parent Workshops

Parent workshops happen once every half term on a Friday.

They are based around different themes and skills.

You are invited to visit your child's classroom and participate in activities linking to different skills. This is a great opportunity to participate in some fun activities.



# Useful websites

***Some other websites to explore:***

*Maths:*

<https://trockstars.com/>

<https://www.bbc.co.uk/bitesize>

<https://www.sumdog.com/>

<https://www.topmarks.co.uk/>

<https://mathszone.co.uk/>

*Humanities*

<https://www.bbc.co.uk/bitesize>

<https://kids.nationalgeographic.com/>

<http://www.bbc.co.uk/history/forkids/>

*Poetry and reading*

<https://home.oxfordowl.co.uk/>

<https://www.booktrust.org.uk/books-and-reading/have-some-fun/storybooks-and-games/>

<https://stories.audible.com/discovery>

<https://www.poetrybyheart.org.uk/>

